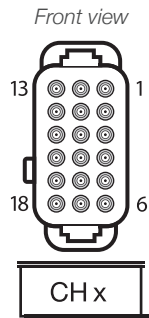
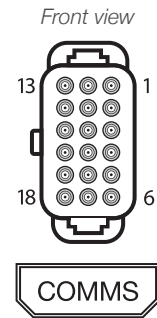


Pin Assignments



where x can be channel 1, 2



Channel Connector (*DT16-18SB)

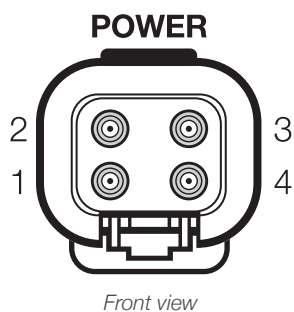
PIN	FUNCTION
1	SSR / PWM Output 1 / 6
2	SSR / PWM Output 2 / 7
3	Load Power Ground
4	Encoder In 1 / 6
5	Encoder In 2 / 7
6	Encoder In 3 / 8
7	Encoder In 4 / 9
8	Analog Input 1 / 3
9	Analog Input 2 / 4
10	Encoder In 5 / 10
11	SSR / PWM Output 3 / 8
12	SSR / PWM Output 4 / 9
13	SSR / PWM Output 5 / 10
14	Load Power Ground
15	5V Sensor Power Supply
16	12V Sensor Power Supply
17	Load Power Ground
18	Load Power Ground

(*) Mating connector

Comms Connector (*DT16-18SC)

PIN	FUNCTION
1	ECU ON
2	Encoder 11
3	Encoder 12
4	RS-232 TX / RS-485A
5	RS-232 RX / RS-485B
6	Load Power Ground
7	CAN 1 - HI
8	CAN 1 - LO
9	CAN 2 - HI
10	CAN 2 - LO
11	TRD-P (Broad-R-Reach)
12	TRD-N (Broad-R-Reach)
13	
14	
15	ECU Power
16	ECU Power Ground
17	Drive Enable
18	Load Power Ground

(*) Mating connector



Dirty Power (*DTP06-4S/W)

PIN	FUNCTION
1	Load Power Input
2	Load Power Input
3	Load Power Ground
4	Load Power Ground

(*) Mating connector



Specifications subject to change without notice.
7010-2278 A 8/19 ©2019 Topcon Corporation

Topcon Agriculture is a business unit of
Topcon Positioning Group.

www.topconagriculture.com

